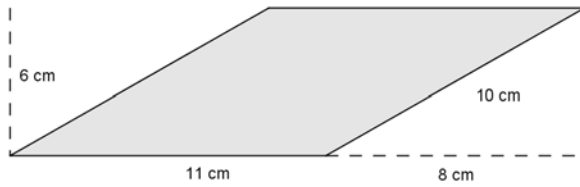
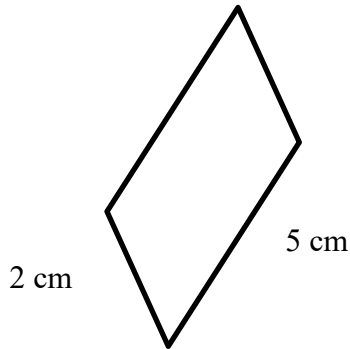


1. Draw a rectangle with equal area to this parallelogram.

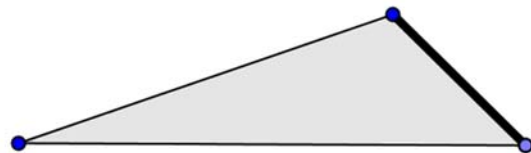
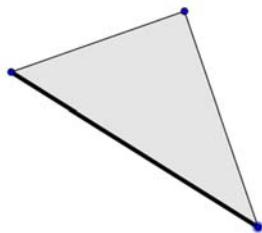
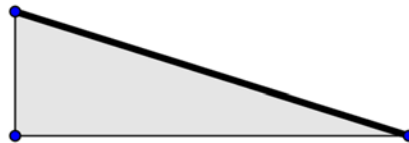


Explain how we know the areas are the same.

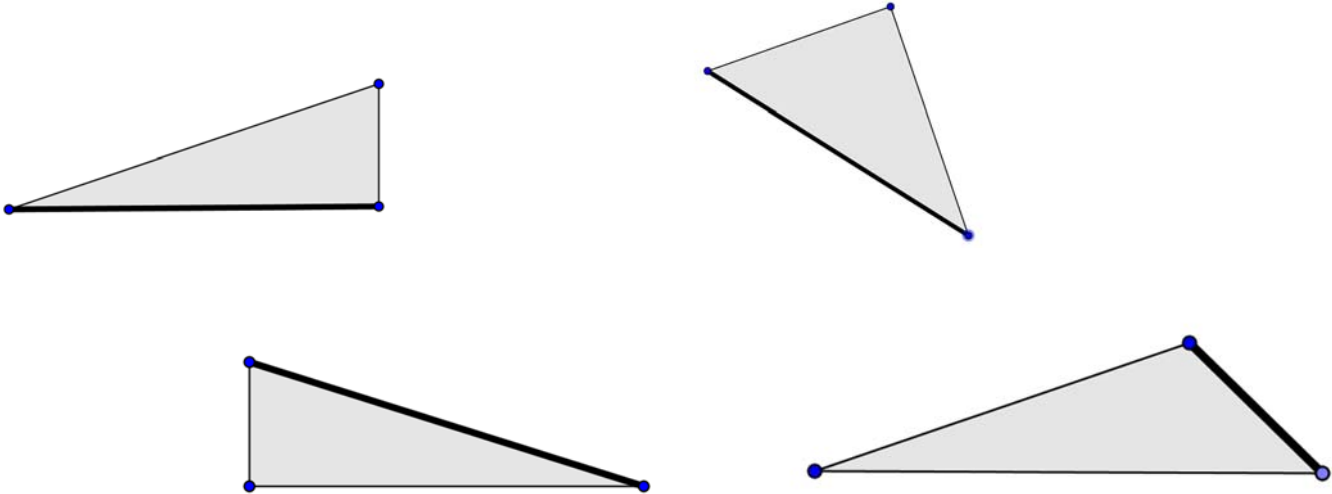
2. Draw a rectangle with equal area to this parallelogram, where one of its sides is the same as the 5 cm side on this parallelogram:



3. For each of these triangles, draw in a segment that shows the height of the triangle, given that the bold side is the base.



4. For each of these triangles, draw another congruent triangle (same shape and size) next to it, so that the two triangles together make a parallelogram. Put the triangles together in such a way that the bold edge of the triangle is one of the edges of the parallelogram (on the outside of the parallelogram) so it can be the base.



Write: How do we get the area of a triangle formula from these pictures?

5. Draw 3 triangles where the base is not horizontal. Draw the height for each.