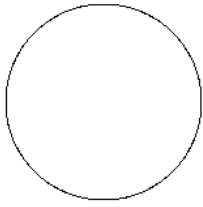


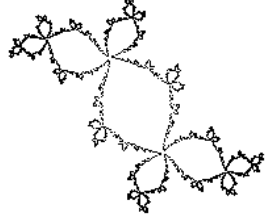
Mandelbrot/Julia set worksheet:

First label each Julia set as being connected or not connected. Then figure out which point on the Mandelbrot set, each of these Julia sets corresponds to. Fill in the blank with the corresponding letter (note: some letters were skipped because they were harder to fit into the spaces in the diagram).


1. \_\_\_\_\_



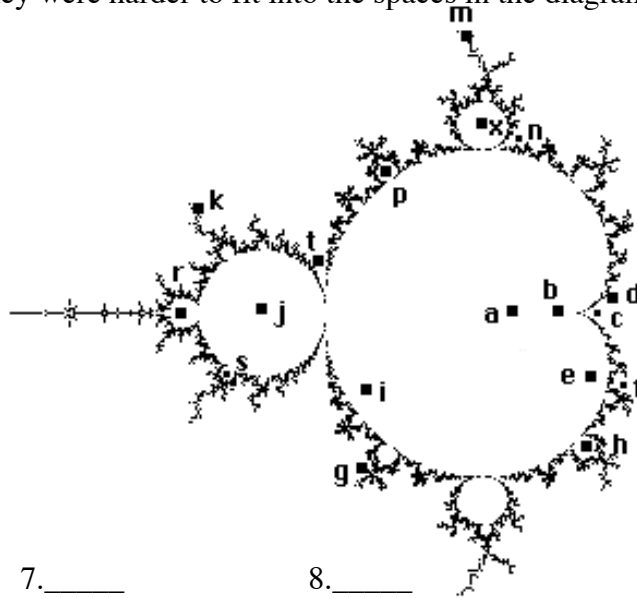

2. \_\_\_\_\_



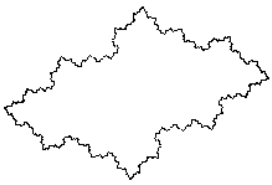
3. \_\_\_\_\_



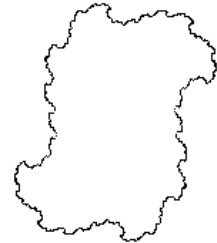
4. \_\_\_\_\_




5. \_\_\_\_\_



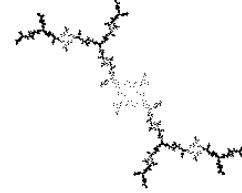
6. \_\_\_\_\_




7. \_\_\_\_\_




8. \_\_\_\_\_



9. \_\_\_\_\_



10. \_\_\_\_\_



11. \_\_\_\_\_



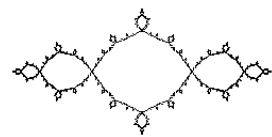
12. \_\_\_\_\_



13. \_\_\_\_\_



14. \_\_\_\_\_



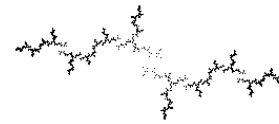
15. \_\_\_\_\_



16. \_\_\_\_\_



17. \_\_\_\_\_



18. \_\_\_\_\_



19. \_\_\_\_\_

